

# HydraPort® 12 Module Connection Ports

HPX-1200SL, Brushed Aluminum (FG560-03-SL)

HPX-1200BL, Black Anodized (FG560-03-BL)



## Overview

With space for up to 12 modules, the HPX-1200 allows you to elegantly connect mobile devices at your desk, lectern or table using the most beautiful connectivity system ever developed. This sleek solution supports pass-through connectors for audio, video, Ethernet, USB and power plus control. The modular assembly makes it easy to change connections as needs evolve, and makes HydraPort future proof for connection types that have yet to be developed. The elegant, flush-mount design conveniently opens in both directions providing a clean, unobtrusive look.

## Common Applications

The HPX-1200 is perfect for conference rooms, classrooms or auditoriums where users need a simple, convenient way to connect devices power, Ethernet, USB, audio, and video.

## Features

- **Modular Design is Future Proof** – Features an assembly with the flexibility to change the modules to meet current and future needs
- **Variety of Sizes for All Types of Applications** – The HPX-1200 accommodates 12 module units. Use the HydraPort Connection Preview Application to determine the size needed, based on the connection modules desired
- **Elegant and Unobtrusive** – Flush-mount design installs cleanly into a lectern or table and the lid conveniently opens in both directions providing a clean look
- **No Electrician Required** – HydraPort power modules can be connected directly to a wall or floor outlet eliminating the need for an electrician

- **Control The Room** – Add Metreau<sup>®</sup> or Novara<sup>®</sup> Keypad modules to control AV devices, lighting or shades as well as to initiate pre-programmed events
- **Anodized Aluminum** – These stylish, low profile connectivity ports have the same contemporary brushed aluminum enclosure as the higher-end office furniture manufacturers at the same price as most competitive painted metal models
- **Updated Web HydraPort Connection Preview Application** – Now you can select from all four connection port bases and even switch from one to the other as you build your module set. Plus you can still 'Save, Load and/or Print' every configuration

**Dealer Benefits**




- **Flexible Design** – The variety of chassis sizes and modules makes it easy to customize a connection port for every type of customer need using the HydraPort Connection Preview Application
- **Simplify the Installation** – The HydraPort series is easy to install, and even easier to change connection types since the modules slide easily into the Chassis
- **No Electrician Required** – HydraPort power modules can be connected directly to a wall or floor outlet eliminating the need for an electrician




**Customer Benefits**




- **Modular Design is Future Proof** – Features an assembly that allows users to populate the Chassis with different connection types that meet their current and future needs
- **Convenient Connections** – The HydraPort makes it easy for users to connect mobile devices such as laptops to in-room equipment and power plus Ethernet without having to run long cables
- **Elegant and Unobtrusive** – Flush-mount design conveniently opens in both directions providing a clean look





**Specifications**



General	
Dimensions	Max above mounting surface: 5/16" (7.3mm) with lid open, 1/8" (3mm) with lid closed Max below mounting surface: 6 15/16" (175 mm) Mounting surface footprint: 14 3/32" x 5 7/16" (358mm x 138mm) Min. mounting surface thickness: 3/4" (19 mm) Max mounting surface thickness: 2" ( 51 mm) Table Cutout Dimensions: 13.54" x 4.84" (344mm x 123mm)
Number of Modules Supported	Module sizes are provided in "HydraPort units" Modules range in size from 1/2 to 4 1/2 HydraPort units The HPX-1200 supports up to 12 total single-space modules
Available Models	HPX-1200SL, Brushed Aluminum (FG560-03-SL) HPX-1200BL, Black Anodized (FG560-03-BL)
Enclosure	Black finish metal frame and lid with black plastic end caps
Certifications	UL 962A

HPX-1200 COMPATIBLE HYDRAPORT CONNECTION MODULES	
<p>HPX-AV101-HDMI (FG552-24) Single HDMI Module with Integrated Cable</p> 	<p><b>OVERVIEW</b> The HPX-AV101-HDMI module provides a HDMI connection to the HydraPort chassis.</p> <p><b>DIMENSIONS</b> 1 HydraPort Unit</p> <p><b>FRONT PANEL COMPONENTS</b> HDMI connector</p> <p><b>REAR PANEL COMPONENTS</b> 6' 6 3/4" (2 m) Cable to HDMI connector</p>
<p>HPX-AV101-DVI (FG552-23) Single DVI-D Module with Integrated Cable</p> 	<p><b>OVERVIEW</b> The HPX-AV101-DVI module provides a DVI-D connection to the HydraPort chassis.</p> <p><b>DIMENSIONS</b> 1 HydraPort Unit</p> <p><b>FRONT PANEL COMPONENTS</b> Female DVI-D connector</p> <p><b>REAR PANEL COMPONENTS</b> 6' 6 3/4" (2 m) Cable to male DVI-D connector</p>
<p>HPX-AV101-DVI-A (FG552-22) DVI-D with Stereo Module with Integrated Cables</p> 	<p><b>OVERVIEW</b> The HPX-AV101-DVI+A module provides DVI-D video plus stereo audio connectivity to the HydraPort chassis with integrated video and audio cables.</p> <p><b>DIMENSIONS</b> 1 HydraPort Unit</p> <p><b>FRONT PANEL COMPONENTS</b> Female DVI-D connector Female 1/8" stereo mini-jack</p> <p><b>REAR PANEL COMPONENTS</b> 6' 6 3/4" (2 m) Cable to male DVI-D connector 6' 6 3/4" (2 m) Cable to male 1/8" stereo mini-jack audio connector</p>

<p>HPX-AV100-CS+A (FG552-10) Composite with Stereo Module</p> 	<p><b>OVERVIEW</b> The HPX-AV100-CS+A module provides composite video plus stereo audio connectivity to the HydraPort chassis</p> <p><b>DIMENSIONS</b> 1 HydraPort Unit</p> <p><b>FRONT PANEL COMPONENTS</b> 3 female RCA connectors (1 for video, 2 for right/left audio)</p> <p><b>REAR PANEL COMPONENTS</b> 6-position Phoenix screw-terminal connector</p>
<p>HPX-AV101-RGB+A (FG552-21) RGB with Stereo Module with Integrated Cables</p> 	<p><b>OVERVIEW</b> The HPX-AV101-RGB+A module provides RGB video plus stereo audio connectivity to the HydraPort chassis with integrated video and audio cables.</p> <p><b>DIMENSIONS</b> 1 HydraPort Unit</p> <p><b>FRONT PANEL COMPONENTS</b> Female HD-15 connector Female 1/8" stereo mini-jack connector</p> <p><b>REAR PANEL COMPONENTS</b> 6' 6 3/4" (2 m) Cable to male HD-15 connector 6' 6 3/4" (2 m) Cable to male stereo mini-jack connector</p>
<p>HPX-AV100-RGB+A (FG552-11) RGB with Stereo Module with Integrated Cables</p> 	<p><b>OVERVIEW</b> The HPX-AV100-RGB+A module provides RGBHV video plus stereo audio connectivity to the HydraPort chassis.</p> <p><b>DIMENSIONS</b> 1 HydraPort Unit</p> <p><b>FRONT PANEL COMPONENTS</b> Female HD-15 connector Female 1/8" stereo mini-jack connector</p> <p><b>REAR PANEL COMPONENTS</b> 9-Position Phoenix screw-terminal Connector for Video Signals 3-Position Phoenix screw-terminal Connector for Audio Signals</p>

<p>HPX-C5400-CS+A (FG552-50-BL-K) Composite with Stereo to Cat5 Module</p> 	<p><b>OVERVIEW</b> The HPX-C5400-CS+A module provides composite video plus stereo audio connectivity to the HydraPort chassis and activates on button press.</p> <p><b>DIMENSIONS</b> 4.5 HydraPort Units</p> <p><b>FRONT PANEL COMPONENTS</b> 3 female RCA connectors (1 for video, 2 for right/left audio)</p> <p><b>REAR PANEL COMPONENTS</b> RJ-45 connector for UDM Cat5</p>
<p>HPX-C5400-VGA+A (FG552-51-BL-K) RGBHV with Stereo to Cat5 Module</p> 	<p><b>OVERVIEW</b> The HPX-C5400-VGA+A module provides RGBHV video plus stereo audio connectivity to the HydraPort chassis and activates on button press.</p> <p><b>DIMENSIONS</b> 4.5 HydraPort Units</p> <p><b>FRONT PANEL COMPONENTS</b> 1 female HD-15 VGA connector 1 female 1/8" stereo mini-jack</p> <p><b>REAR PANEL COMPONENTS</b> RJ-45 connector for UDM Cat5</p>
<p>HPX-C5400-CN+A (FG552-52-BL-K) Component with Stereo to Cat5 Module</p> 	<p><b>OVERVIEW</b> The HPX-C5400-CN+A module provides component video plus stereo audio connectivity to the HydraPort chassis and activates on button press.</p> <p><b>DIMENSIONS</b> 4.5 HydraPort Units</p> <p><b>FRONT PANEL COMPONENTS</b> 5 female RCA connectors (3 for component video, 2 for right/left audio)</p> <p><b>REAR PANEL COMPONENTS</b> RJ-45 connector for UDM Cat5</p>

<p>HPX-N100-RJ45 (FG553-01) Single Ethernet Module</p> 	<p><b>OVERVIEW</b> The HPX-N100-RJ45 module provides a single RJ-45 connection to the HydraPort chassis.</p> <p><b>DIMENSIONS</b> 1 HydraPort Unit</p> <p><b>FRONT PANEL COMPONENTS</b> 1 RJ-45 connector</p> <p><b>REAR PANEL COMPONENTS</b> 8-position punch-down block</p>
<p>HPX-N102-RJ45 (FG553-02) Dual Ethernet Module</p> 	<p><b>OVERVIEW</b> The HPX-N102-RJ45 module provides two RJ-45 connections to the HydraPort chassis.</p> <p><b>DIMENSIONS</b> 1 HydraPort Unit</p> <p><b>FRONT PANEL COMPONENTS</b> 2 RJ-45 connectors</p> <p><b>REAR PANEL COMPONENTS</b> 2 8-position punch-down blocks</p>
<p>HPX-N100-USB (FG553-11) Single USB Module with Integrated Cable</p> 	<p><b>OVERVIEW</b> The HPX-N100-USB module provides a single USB connection to the HydraPort chassis</p> <p><b>DIMENSIONS</b> 1 HydraPort Unit</p> <p><b>FRONT PANEL COMPONENTS</b> Female USB Type A connector</p> <p><b>REAR PANEL COMPONENTS</b> 6' 6 3/4" (2 m) Cable to male USB Type A connector</p>
<p>HPX-CPT200-W (FG562-41) Cable Pass-Thru Well Module</p> 	<p><b>OVERVIEW</b> The HPX-CPT200-W provides a convenient way to keep cables out of site in an HydraPort HPX-600, 900 or 1200 chassis, while still being readily available to connect when needed.</p> <p><b>DIMENSIONS</b> 2 HydraPort Units</p>

<p>HPX-U100-BTN (FG554-01) Single Button Module with LED</p> 	<p><b>OVERVIEW</b> The HPX-U100-BTN module provides discrete button control to the HydraPort chassis.</p> <p><b>DIMENSIONS</b> 1 HydraPort Unit</p> <p><b>FRONT PANEL COMPONENTS</b> Single push-button with LED back-light</p> <p><b>REAR PANEL COMPONENTS</b> 2-position Phoenix screw-terminal connector for LED 2-position Phoenix screw-terminal connector for push button closure</p>
<p>HPX-U200-MOD (FG554-81) Modero® Connection Module</p> 	<p><b>OVERVIEW</b> The HPX-U200-MOD module provides a connection for a Modero Tabletop Touch Panel to the HydraPort chassis.</p> <p><b>DIMENSIONS</b> 2 HydraPort Units</p> <p><b>FRONT PANEL COMPONENTS</b> 3 RJ-45 connectors 1 2-position Phoenix connector</p> <p><b>REAR PANEL COMPONENTS</b> 3 8-position punch-down blocks 1 2-position Phoenix screw-terminal connector</p>

HPX-U400-MET-6N (FG554-11-BL-K)  
Metreau® 6-Button Keypad Kit with Carrier



#### OVERVIEW

The HPX-U400-MET-6N module is a Metreau 6-Button keypad in a carrier that allows it to be installed into the HydraPort chassis.

#### FEATURES

- Includes navigation wheel for simplified control
- Blue LEDs light up when buttons are pressed
- Conveniently matches the styling of the NI-3101-SIG Controller

#### DIMENSIONS

4.5 HydraPort Units

#### FRONT PANEL COMPONENTS

Pushbuttons – 6 tactile pushbuttons with blue LED indicators that illuminate when pressed to confirm the source/function was selected and that it is currently being used. These pre-printed buttons are field-replaceable

IR Sensor – Supports standard AMX IR (38 kHz only)  
LED Levels Indicator - set of 7 blue LEDs provide level feedback

Navigation Wheel – consists of 5 pushbuttons: 4 directional pushbuttons (up, down, right, left), 1 center pushbutton, and bi-directional rotating wheel for channel adjustments

#### REAR PANEL COMPONENTS

DIP switch – 8 position mini DIP switch used to set the device address for the keypad on the AxLink Bus (1-255)

AxLink connector - 4 pin 3.5mm Phoenix connector for AxLink connection to the NetLinx Master



HPX-U400-MET-7 (FG554-13-BL-K)

Metreau 7-Button Keypad Kit with Carrier



#### OVERVIEW

The HPX-U400-MET-7 module is a Metreau 7-Button keypad in a carrier that allows it to be installed into the HydraPort chassis.

#### FEATURES

- AxLink connectivity to NetLink master
- Standard buttons include TUNER, DVD, LIGHTS, FAN, BLINDS, DISPLAY, and +/-
- Blue LEDs glow to indicate button selection
- Conveniently matches NI-3101-SIG Controller
- Bottom button can act as a single button or as two buttons

#### DIMENSIONS

4.5 HydraPort Units

#### FRONT PANEL COMPONENTS

7 tactile pushbuttons with blue LED indicators that illuminate when pressed to confirm the source/function was selected and that it is currently being used. These pre-printed buttons are field-replaceable. The bottom button functions as 2 buttons - there are 2 positions (left and right) that allow the user to control channel/levels (up/down).

Blue LEDs indicate activity

#### REAR PANEL COMPONENTS

DIP switch - 8 position mini DIP switch used to set the device address for the keypad on the AxLink Bus

AxLink connector - Wiring - 4-pin 3.5mm Phoenix

AxLink connector

HPX-U400-MET-13 (FG554-12-BL-K)  
Metreau 13-Button Keypad Kit with Carrier



#### OVERVIEW

The HPX-U400-MET-13 module is a Metreau 13-Button keypad in a carrier that allows it to be installed into the HydraPort chassis.

#### FEATURES

- AxLink connectivity to NetLinx master
- Standard buttons include 1-9, 0, ENTER, SAVE, and +/-
- Blue LEDs glow to indicate button selection
- Conveniently matches the NI-3101-SIG Controller
- Bottom button can act as a single button or as two buttons

#### DIMENSIONS

4.5 HydraPort Units

#### FRONT PANEL COMPONENTS

13 tactile pushbuttons with blue LED indicators that illuminate when pressed to confirm the source/function was selected and that it is currently being used (12 single-width, 1 double-width). These pre-printed buttons are field-replaceable. The bottom button functions as 2 buttons - there are 2 positions (left and right) that allow the user to control channels (up/down).

Blue LEDs indicate activity

#### REAR PANEL COMPONENTS

DIP switch - 8 position mini DIP switch used to set the device address for the keypad on the AxLink Bus

AxLink connector - Wiring - 4-pin 3.5mm Phoenix

AxLink connector

HPX-U400-R-MET-6N (FG564-11-BL)  
Meatreau 6-Button Keypad Ramp Mount Kit



#### OVERVIEW

The HPX-U400-R-MET-6N module is a Meatreau 6-Button Keypad in a carrier that allows it to be installed into the HydraPort chassis.

#### FEATURES

- Includes navigation wheel for simplified control
- Blue LEDs light up when buttons are pressed
- Conveniently matches the styling of the NI-3101-SIG Controller

#### DIMENSIONS

4 HydraPort Units

#### FRONT PANEL COMPONENTS

Pushbuttons – 6 tactile pushbuttons with blue LED indicators that illuminate when pressed to confirm the source/function was selected and that it is currently being used. These pre-printed buttons are field-replaceable

IR Sensor – Supports standard AMX IR (38 kHz only)  
LED Levels Indicator - set of 7 blue LEDs provide level feedback

Navigation Wheel – consists of 5 pushbuttons: 4 directional pushbuttons (up, down, right, left), 1 center pushbutton, and bi-directional rotating wheel for channel adjustments

#### REAR PANEL COMPONENTS

DIP switch – 8 position mini DIP switch used to set the device address for the keypad on the AxLink Bus (1-255)

AxLink connector - 4 pin 3.5mm Phoenix connector for AxLink connection to the NetLinx Master

HPX-U400-R-MET-7 (FG564-13-BL)  
Meatreau 7-Button Keypad Ramp Mount Kit



#### OVERVIEW

The HPX-U400-R-MET-7 module is a Metreau 7-Button Keypad in a carrier that allows it to be installed into the HydraPort® chassis.

#### FEATURES

- AxLink connectivity to NetLink master
- Standard buttons include TUNER, DVD, LIGHTS, FAN, BLINDS, DISPLAY, and +/-
- Blue LEDs glow to indicate button selection
- Conveniently matches NI-3101-SIG Controller
- Bottom button can act as a single button or as two buttons

#### DIMENSIONS

4 HydraPort Units

#### FRONT PANEL COMPONENTS

7 tactile pushbuttons with blue LED indicators that illuminate when pressed to confirm the source/function was selected and that it is currently being used. These pre-printed buttons are field-replaceable. The bottom button functions as 2 buttons - there are 2 positions (left and right) that allow the user to control channel/levels (up/down). Blue LEDs indicate activity

#### REAR PANEL COMPONENTS

DIP switch - 8 position mini DIP switch used to set the device address for the keypad on the AxLink Bus  
AxLink connector - Wiring - 4-pin 3.5mm Phoenix  
AxLink connector

HPX-U400-R-MET-13 (FG564-12-BL)  
Metreau 13-Button Keypad Ramp Mount Kit



#### OVERVIEW

The HPX-U400-MET-13 module is a Metreau 13-Button keypad in a carrier that allows it to be installed into the HydraPort chassis.

#### FEATURES

- AxLink connectivity to NetLinx master
- Standard buttons include 1-9, 0, ENTER, SAVE, and +/-
- Blue LEDs glow to indicate button selection
- Conveniently matches the NI-3101-SIG Controller
- Bottom button can act as a single button or as two buttons

#### DIMENSIONS

4 HydraPort Units

#### FRONT PANEL COMPONENTS

13 tactile pushbuttons with blue LED indicators that illuminate when pressed to confirm the source/function was selected and that it is currently being used (12 single-width, 1 double-width). These pre-printed buttons are field-replaceable. The bottom button functions as 2 buttons - there are 2 positions (left and right) that allow the user to control channels (up/down).

Blue LEDs indicate activity

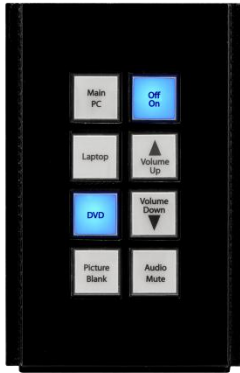
#### REAR PANEL COMPONENTS

DIP switch - 8 position mini DIP switch used to set the device address for the keypad on the AxLink Bus

AxLink connector - Wiring - 4-pin 3.5mm Phoenix

AxLink connector

HPX-U400-CP-1008 (FG554-71-BL)  
Novara 8-Button ControlPad (US) Module



#### OVERVIEW

The HPX-U400-CP-1008 module is a Novara 8-Button (US) ControlPad designed to install directly into the HydraPort chassis.

#### FEATURES

- 8-button panel layout
- Blue, backlit buttons with programmable feedback
- Includes acetate sheet with 50 pre-cut button label inserts for easy, cost effective labeling
- 1315 events per panel

#### DIMENSIONS

4 HydraPort Units

#### BUTTON LAYOUT

8 buttons

Blue, backlit buttons with programmable feedback

#### MAX NUMBER OF EVENTS PER CONTROLPAD

1315

#### REAR PANEL COMPONENTS

2 relay ports for relay control

1 RS-232 port

1 IR port

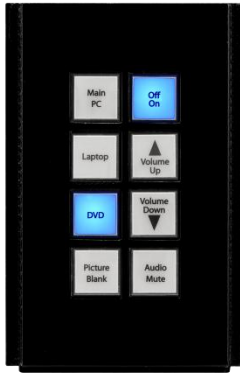
1 input detection port

1 USB device configuration port

#### SUPPORTED BAUD RATES

1200 - 115200

HPX-U400-SP-08-AX (FG554-51-BL)  
Novara 8-Button Keypad with AxLink (US) Module



#### OVERVIEW

The HPX-U400-SP-08-AX module is a Novara 8-Button (US) AxLink KeyPad designed to install directly into the HydraPort chassis.

#### FEATURES

- 8-button panel layout
- 4-pin AxLink connector and Status LED
- Blue, backlit buttons with controllable feedback
- Includes acetate sheet with 50 pre-cut button label inserts for easy, cost effective labeling
- One bi-directional RS-232 port, with accompanying loop through

#### DIMENSIONS

4 HydraPort Units

#### POWER REQUIREMENTS

Minimum: 80mA / Maximum: 130mA @ 12 VDC

#### BUTTON LAYOUT

8 buttons; blue, backlit buttons with controllable feedback

#### REAR PANEL COMPONENTS

4-pin AxLink connector/Status LED; RS-232 port, with accompanying loop-through port; power connector

#### RS-232 PROTOCOL

Baud rate: 9600

data Bits: 8

Stop Bits: 1

Parity: No Parity

HPX-P200-PC-US (FG561-01)  
Power Outlet (US) Module with Cord



#### OVERVIEW

The HPX-P200-PC-US module provides power connectivity for US plug types to the HydraPort chassis.

#### DIMENSIONS






2 HydraPort Units

#### CERTIFICATIONS





UL 962A

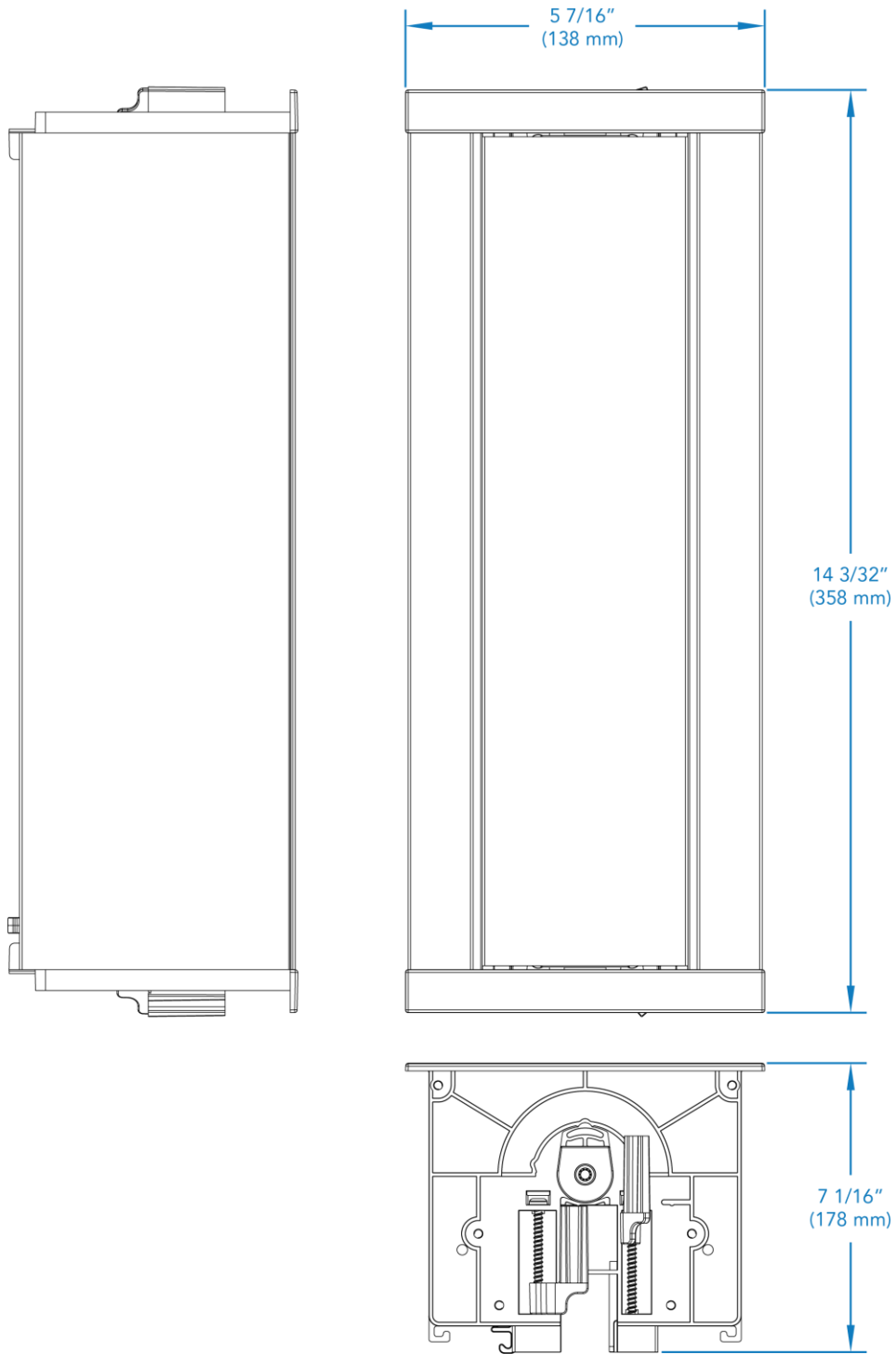
#### REAR PANEL COMPONENTS

7' 10 1/2" (2.4 m) US power cord

<p>HPX-P250-PC-UK (FG561-11) Power Outlet (UK) Module</p> 	<p><b>OVERVIEW</b> The HPX-P250-PC-UK module provides power connectivity for UK plug types to the HydraPort chassis.</p> <p><b>DIMENSIONS</b> 2.5 HydraPort Units</p> <p><b>REAR PANEL COMPONENTS</b> IEC 60320 C13 power cord connector</p>
<p>HPX-P200-PC-EU (FG561-21) Power Outlet (EU) Module</p> 	<p><b>OVERVIEW</b> The HPX-P200-PC-EU module provides power connectivity for EU plug types to the HydraPort chassis.</p> <p><b>DIMENSIONS</b> 2 HydraPort Units</p> <p><b>REAR PANEL COMPONENTS</b> IEC 60320 C13 power cord connector</p>
<p>HPX-P200-PC-AU (FG561-31) Power Outlet (AU) Module</p> 	<p><b>OVERVIEW</b> The HPX-P200-PC-AU module provides power connectivity for AU plug types to the HydraPort chassis.</p> <p><b>DIMENSIONS</b> 2 HydraPort Units</p> <p><b>REAR PANEL COMPONENTS</b> IEC 60320 C13 power cord connector</p>
<p>HPX-P250-PC-IN (FG561-41) Power Outlet (IN) Module</p> 	<p><b>OVERVIEW</b> The HPX-P250-PC-IN module provides power connectivity for UK plug types to the HydraPort chassis.</p> <p><b>DIMENSIONS</b> 2.5 HydraPort Units</p> <p><b>REAR PANEL COMPONENTS</b> IEC 60320 C13 power cord connector</p>
<p>HPX-B050 (FG558-01) 1/2 M Blank Panel</p> 	<p><b>OVERVIEW</b> Blanks are available for unused slots in the HydraPort chassis.</p> <p><b>DIMENSIONS</b> 1/2 HydraPort Unit</p>



<p>HPX-B100 (FG558-02) 1 M Blank Panel</p> 	<p>OVERVIEW Blanks are available for unused slots in the HydraPort chassis.</p> <p>DIMENSIONS 1 HydraPort Unit</p>
<p>HPX-B200 (FG558-03) 2 M Blank Panel</p> 	<p>OVERVIEW Blanks are available for unused slots in the HydraPort chassis.</p> <p>DIMENSIONS 2 HydraPort Units</p>
<p>HPX-B050-L (FG558-11) 1/2 M Custom Label Panel</p> 	<p>OVERVIEW The HPX-B050-L is a blank panel that is pad printed with custom text, and is available for labeling slots in the HydraPort chassis.</p> <p>DIMENSIONS 1/2 HydraPort Unit</p>
<p>HPX-B100-L (FG558-12) 1 M Custom Label Panel</p> 	<p>OVERVIEW The HPX-B100-L is a blank panel that is pad printed with custom text, and is available for labeling slots in the HydraPort chassis.</p> <p>DIMENSIONS 1 HydraPort Unit</p>



**About AMX**

AMX hardware and software solutions simplify the implementation, maintenance, and use of technology to create effective environments. With the increasing number of technologies and operating platforms at work and home, AMX solves the complexity of managing this technology with reliable, consistent and scalable systems. Our award-winning products span control and automation, system-wide switching and audio/video signal distribution, digital signage and technology management. They are implemented worldwide in conference rooms, homes, classrooms, network operation / command centers, hotels, entertainment venues, broadcast facilities, and more. ©2012 AMX. All rights reserved.

**Specifications subject to change. Revised 28-Aug-12.**

**AMX.com | 800.222.0193 | 469.624.8000 | +1.469.624.7400 | fax 469.624.7153**